

Econophysics I: Basic Concepts

Thomas Guhr

Let's Face Chaos through Nonlinear Dynamics, Maribor 2011

Mutual Attraction between Physics and Economics

mathematical modeling in physics and economics has always been similar, many connections exist for a long time:

Bachelier, Einstein, Mandelbrot, Markowitz, Black, ...

during the last 15 to 20 years, the number of **physicists** working on **economics problems** has grown quickly, the term “**econophysics**” was coined

physics → **economics**: much better economical data now, general interest in complex systems

economics → **physics**: risk management, expertise in model building based on empirical data

Einstein's Heirs at the Banks

Frankfurter Allgemeine Zeitung on Friday, May 20th, 2005

Frankfurter Allgemeine Zeitung

Finanzmärkte und Geldanlage

Freitag, 20. Mai 2005, Nr. 115 / Seite 27

Einsteins Erben in den Banken

Die Mathematik der „Brownschen Bewegung“ ist Grundlage sowohl der Atomphysik als auch der modernen Finanzmathematik / Von Benedikt Fehr

Vor 100 Jahren, im Mai 1905, lieferte Albert Einstein mit seiner „Theorie der Brownschen Bewegung“ einen Beweis für die moderne Vorstellung vom Atom. Unbeabsichtigt, indirekt und auf verschlungenen Wegen trug Einsteins Geniestreich ein dreiviertelJahrhundert später dazu bei, eine weitere Revolution zu zünden – auf den Finanzmärkten. Denn auch Börsenkurse lassen sich als „Brownsche Bewegung“ deuten. Physikern und Mathematikern sind deshalb die komplizierten Formeln geläufig, ohne die im modernen Bank- und Finanzgeschäft nichts mehr geht. Eine erste Anwendung fand die hochgezüchtete Mathematik in der Optionspreistheorie, die in den siebziger Jahren entwickelt wurde. Inzwischen geht die Wirkung weit darüber hinaus. So schätzen Finanzmathematiker zum Beispiel auch die Ausfallwahrscheinlichkeiten von Krediten und die Risikoprämien für Kreditausfallversicherungen mit diesen hochabstrakten Modellen. Die neuen Instrumente tragen dazu bei, unternehmerische Risiken besser beherrschbar zu machen – was das rasche Wachstum der Märkte für diese Finanzinnovationen erklärt. Doch falsch angewendet, können sie selbst zu einem Risiko für die Stabilität des Finanzsystems werden.

Überraschende Karrieren: Goetz Giese hat 1996 über die „Dynamik granularer Teilchen“ seinen Doktor in Physik gemacht, heute arbeitet er im Risiko-Controlling der Commerzbank. Roland gilt er als der frühe Begründer der modernen Finanzmathematik. Bacheliers später Siegeszug beginnt in den fünfziger Jahren. Inzwischen hatte John M. Keynes, der selbst ein leidenschaftlicher Naturwissenschaftler. Im Derivate-Eigenhandel der Hypo-Vereinsbank sind fünf von sechs Mitarbeitern Mathematiker und Physiker. Deutschland einstellt, von der Ausbildung Risikokontrolle ist deshalb zu einem wichtigen Wettbewerbsparameter, zu einer Art Produktionsfaktor geworden. Die Optionspreismodelle wiederum erlauben es den Banken, die Derivate, die „synthetische Option“ sollte Anleger gegen einen Verfall der Aktienkurse schützen. Das

ker Ernst Eberlein wiederum, Generalsekretär der „Bachelier Finance Society“, tüftelt an hochgezüchteten „Lévy-Modellen“, in denen die Brownsche Bewegung nur ein Spezialfall unter vielen ist.

“ ... Every tenth academic hired by Deutsche Bank is a natural scientist ... ”

Outline

- some economical basics:
market, price, arbitrage,
efficiency
- empirical results and
models for price dynamics
- importance of financial
derivatives and options
- portfolio and risk
management
- rôle of financial correlations



Who Makes the Market Price?



Who Makes the Market Price?



Who Makes the Market Price?



the price of an asset is made by **demand** and **supply**

demand up and/or supply down



price up

demand down and/or supply up



price down

Who Makes the Market Price?



the price of an asset is made by **demand** and **supply**

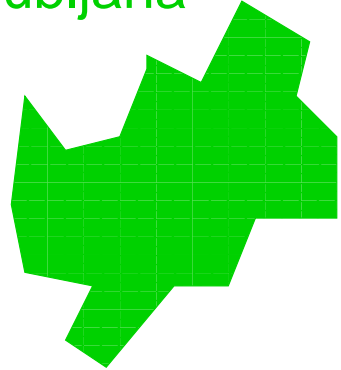
demand up and/or supply down → price up

demand down and/or supply up → price down


→ **THE MARKET MAKES THE PRICE!**

Exploit Price Difference for Oranges


Ljubljana



● 20 Cents



Maribor



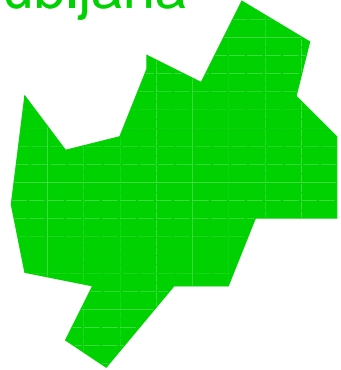
● 22 Cents

5000 oranges yield riskless and quick profit


$5000 \cdot (22 - 20) \text{ Cents} = 100 \text{ Euros}$ (no fees, etc)

Exploit Price Difference for Oranges


Ljubljana



● 20 Cents



Maribor



● 22 Cents

5000 oranges yield riskless and quick profit

$$5000 \cdot (22 - 20) \text{ Cents} = 100 \text{ Euros} \quad (\text{no fees, etc})$$

continue doing that, other people start doing the same \longrightarrow

Maribor: orange supply goes up \longrightarrow price goes down

Ljubljana: orange supply goes down \longrightarrow price goes up

\longrightarrow prices in Ljubljana and Maribor equilibrate!

Arbitrage and Efficiency

risk and time characterize economical transaction (deal, trade)

bank: no risk, long time \longleftrightarrow lottery: high risk, short time

Arbitrage and Efficiency

risk and time characterize economical transaction (deal, trade)

bank: no risk, long time \longleftrightarrow lottery: high risk, short time

arbitrage: transaction that yields riskless and instantaneous profit

arbitrage \rightarrow price differences \rightarrow equilibration \rightarrow no arbitrage

arbitrage destroys itself! \longrightarrow arbitrage time scale

Arbitrage and Efficiency

risk and time characterize economical transaction (deal, trade)

bank: no risk, long time \longleftrightarrow lottery: high risk, short time

arbitrage: transaction that yields riskless and instantaneous profit

arbitrage \rightarrow price differences \rightarrow equilibration \rightarrow no arbitrage

arbitrage destroys itself! \longrightarrow arbitrage time scale

many arbitrage opportunities in commodity markets, very few in capital markets

requires homogenous information, absence of operational obstacles \longrightarrow efficiency

Arbitrage and Efficiency

risk and time characterize economical transaction (deal, trade)

bank: no risk, long time \longleftrightarrow lottery: high risk, short time

arbitrage: transaction that yields riskless and instantaneous profit

arbitrage \rightarrow price differences \rightarrow equilibration \rightarrow no arbitrage

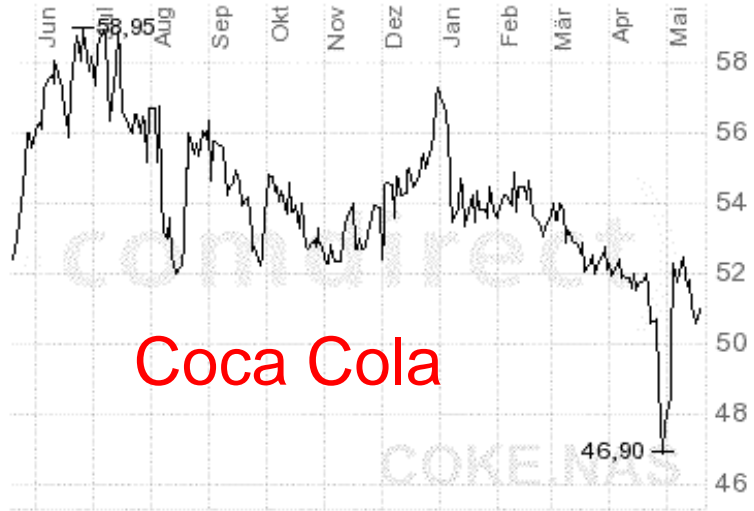
arbitrage destroys itself! \longrightarrow arbitrage time scale

many arbitrage opportunities in commodity markets, very few in capital markets

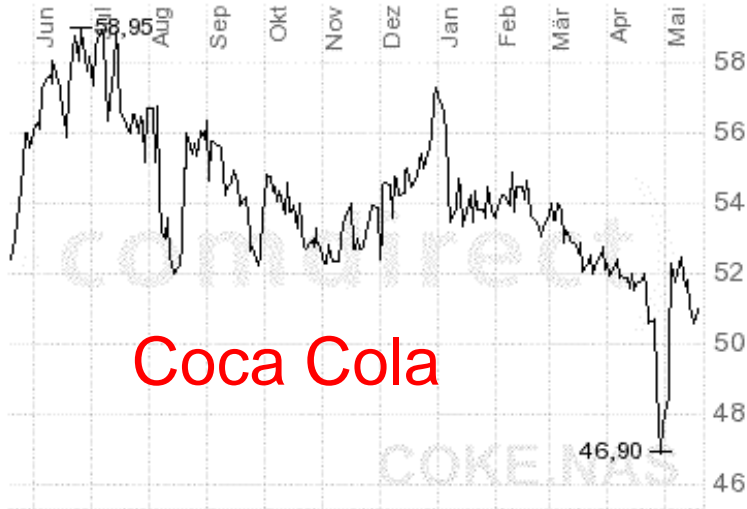
requires homogenous information, absence of operational obstacles \longrightarrow efficiency

assumption: no arbitrage in the capital markets!

Empirical Evidence



Empirical Evidence



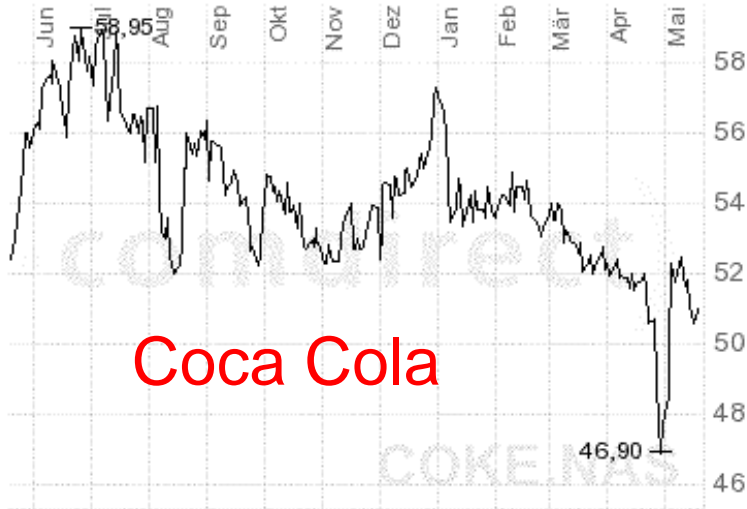
many traders on same market

we expect a “fair game”

$$\langle dS(t)dS(t + \tau) \rangle_t \sim \delta(\tau)$$

no prediction possible!

Empirical Evidence

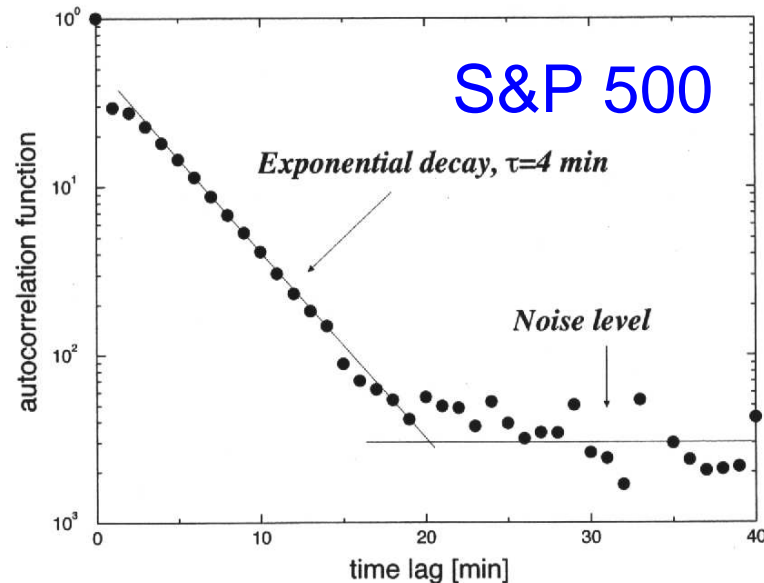
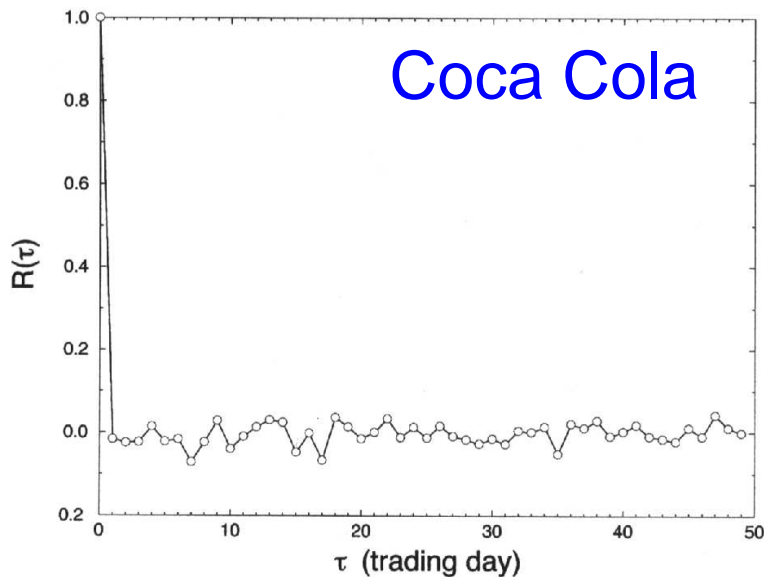


many traders on same market

we expect a “fair game”

$$\langle dS(t)dS(t + \tau) \rangle_t \sim \delta(\tau)$$

no prediction possible!



Price Dynamics and Brownian Motion

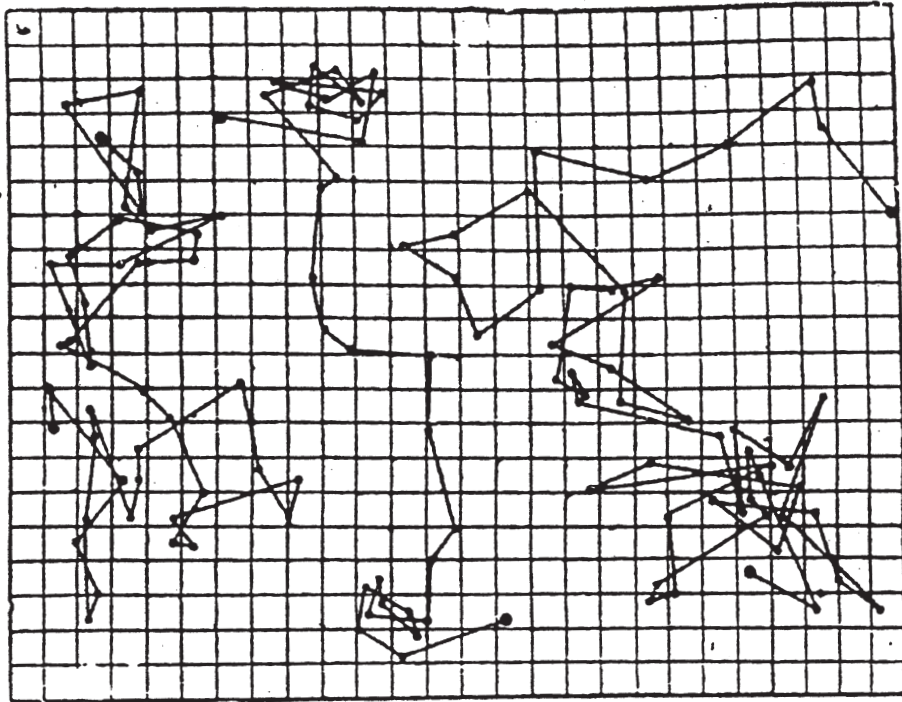
stochastic differential equation $dS(t) = \sigma \varepsilon(t) \sqrt{dt}$

$\varepsilon(t)$ uncorrelated random for every t , volatility σ is a constant



notation $dS = \sigma \varepsilon \sqrt{dt}$

Ballistic versus Diffusive



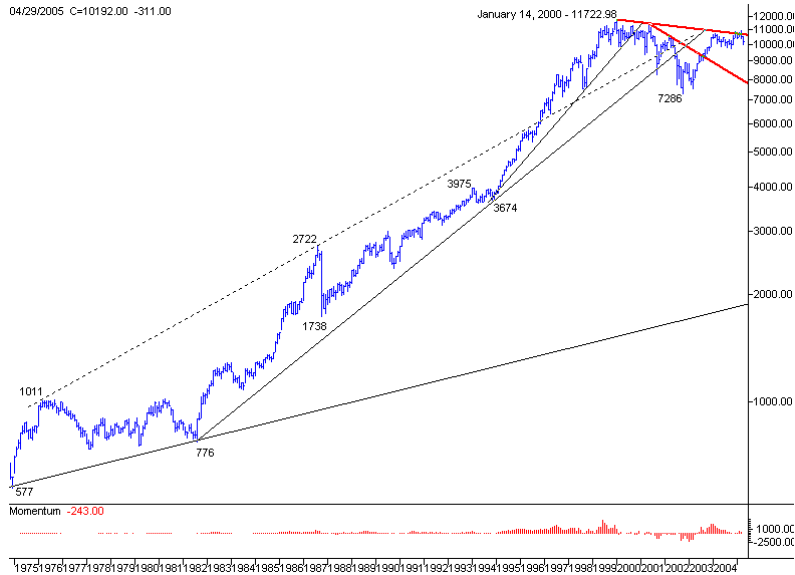
particles moving in liquid
in cells of plants

Perrin (1948)

two-dimensional!

ballistic $x(t) \sim t$ \longleftrightarrow diffusive $\langle x^2(t) \rangle \sim t$

Very Long Time Scales



Dow-Jones 1974–2004

$$S(t) \sim \exp(\mu t)$$

$$\longrightarrow dS = S\mu dt$$

μ is the drift constant

deterministic and stochastic part in stock price dynamics!

$$dS = S \left(\mu dt + \sigma \varepsilon \sqrt{dt} \right) \longrightarrow \frac{dS}{S} = \mu dt + \sigma \varepsilon \sqrt{dt}$$

geometric Brownian motion

Connection to Banks and Interest

put an amount of money $V(t)$ in a bank account

receive interest at a rate r within time dt

$$dV = V r dt \quad \longrightarrow \quad V(t) = V(t_0) \exp(r(t - t_0))$$

also an exponential law!

Connection to Banks and Interest

put an amount of money $V(t)$ in a bank account

receive interest at a rate r within time dt

$$dV = V r dt \quad \longrightarrow \quad V(t) = V(t_0) \exp(r(t - t_0))$$

also an exponential law!

loosely speaking: the average of all stock market investors must make as much money as the average of all bank investors

→ “global no–arbitrage effect”

Return and Logarithmic Difference

the quantities dV/V and dS/S are **returns**

logarithmic difference

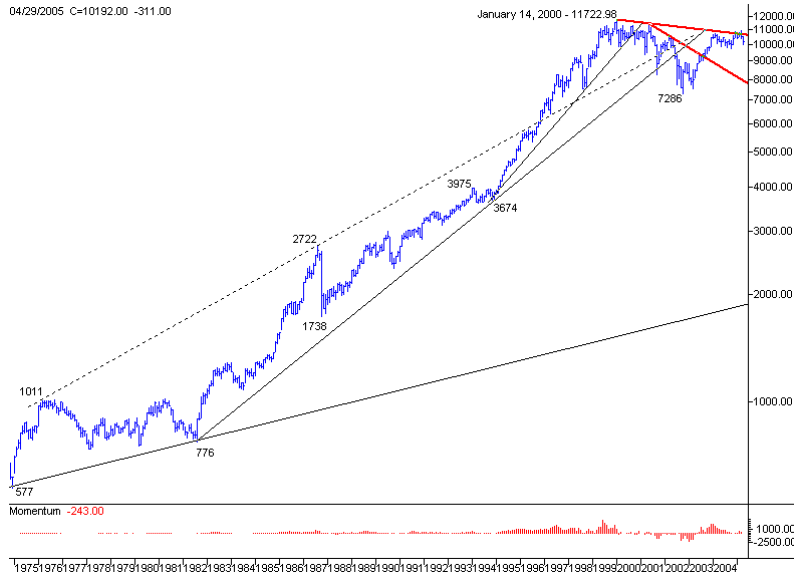
$$G(t) = \ln S(t + \Delta t) - \ln S(t) = \ln \frac{S(t + \Delta t)}{S(t)}$$

the same for small time intervals Δt

$$dS = S(t + \Delta t) - S(t)$$

$$G(t) = \ln \frac{S(t) + dS}{S(t)} = \ln \left(1 + \frac{dS}{S} \right) \approx \frac{dS}{S}$$

Very Long Time Scales



Dow-Jones 1974–2004

$$S(t) \sim \exp(\mu t)$$

$$\longrightarrow dS = S\mu dt$$

μ is the drift constant

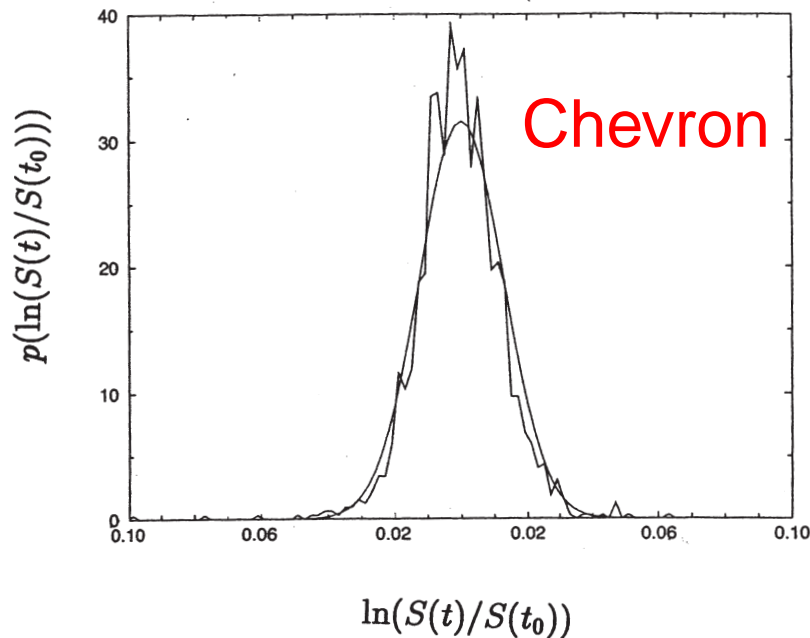
deterministic and stochastic part in stock price dynamics!

$$dS = S \left(\mu dt + \sigma \varepsilon \sqrt{dt} \right) \longrightarrow \frac{dS}{S} = \mu dt + \sigma \varepsilon \sqrt{dt}$$

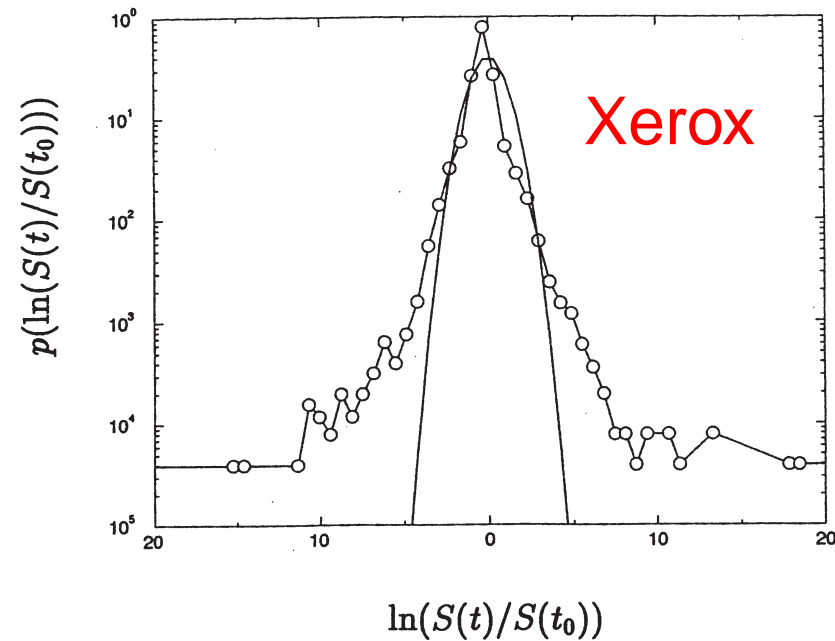
geometric Brownian motion

Resulting Distributions

geometric Brownian motion implies log-normal price distribution with variance $\sigma^2 \cdot (t - t_0)$ for moving window $t - t_0$ (here one day)



low frequency

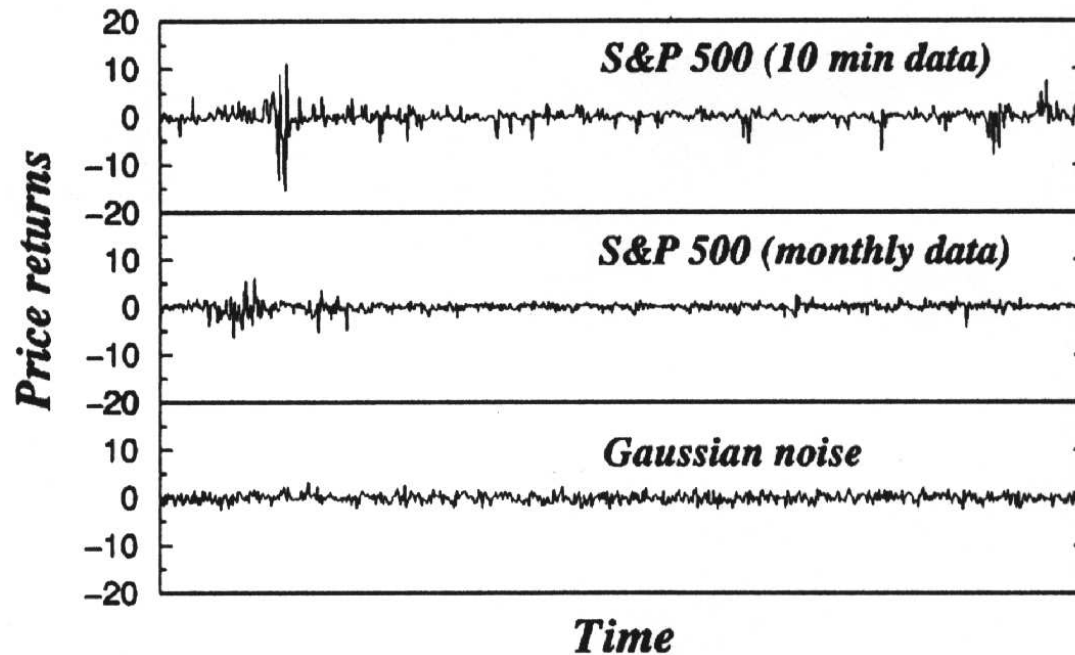


high frequency

→ tails are much fatter than expected!

Large Events

returns normalized to unit variance from Standard & Poor's 500



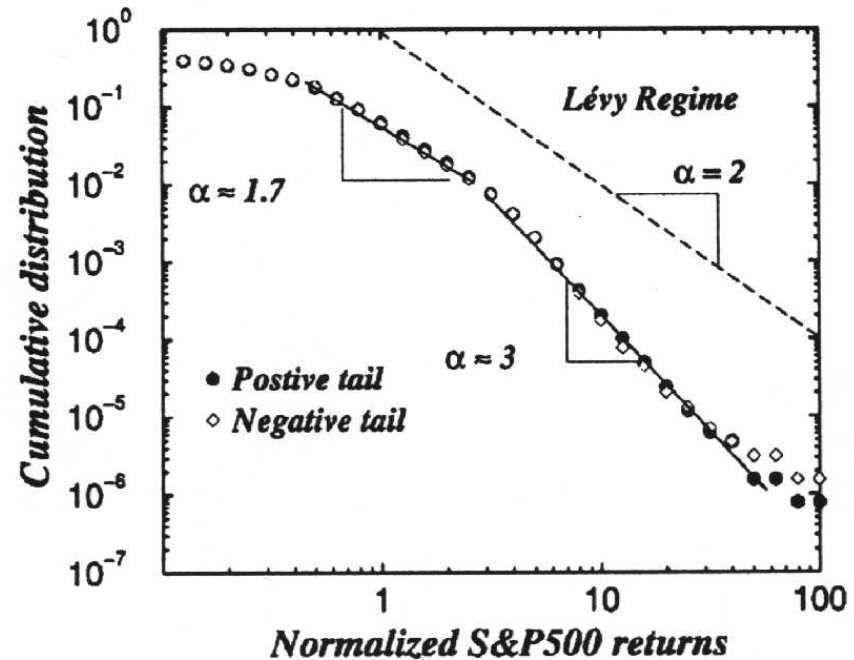
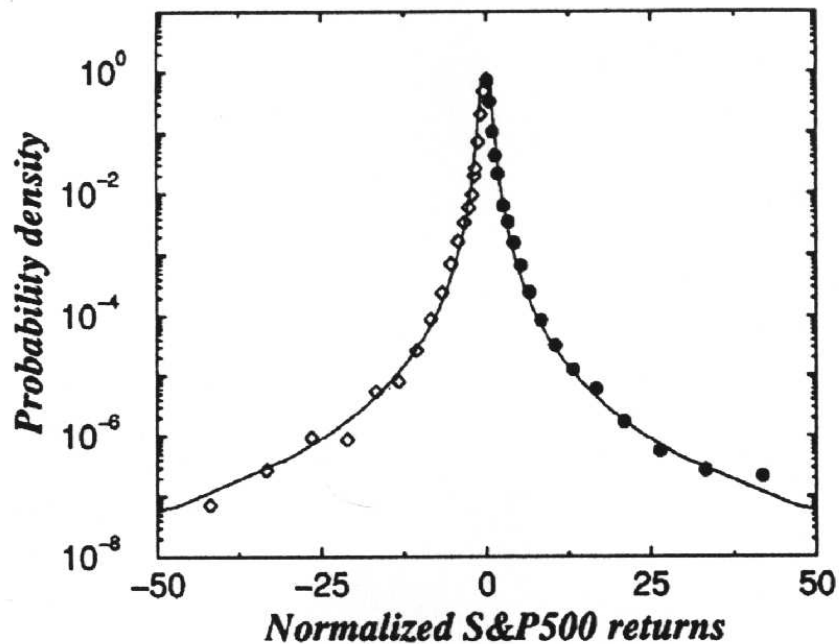
always 850 points

→ clearly non-Gaussian

Gopikrishnan, Plerou, Amaral, Meyer, Stanley, PRE 60 (1999) 5305

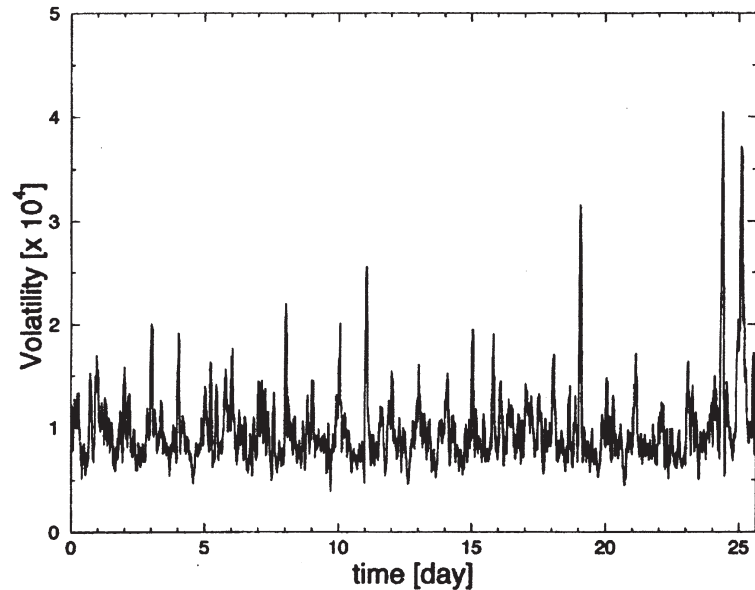
Power Law Far in the Tails

Standard & Poor's 500 normalized one-minute returns g



→ far tails of distribution go with $1/|g|^4$
also for other data, very stable result

Fluctuating Volatility



Standard & Poor's 500

time window 1 min

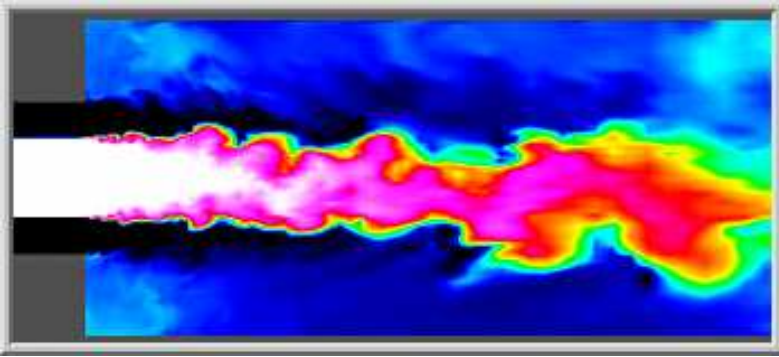
frequency of 6.5 hours

describing models: (general) autoregressive conditional heteroskedasticity (ARCH/GARCH)

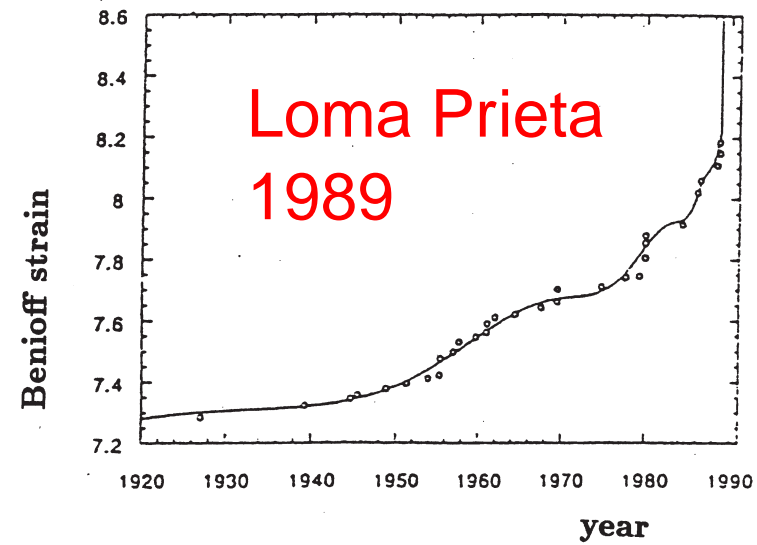
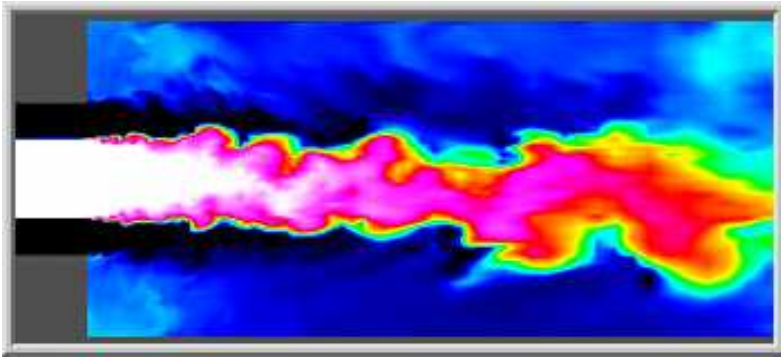
coupled stochastic processes for price and volatility

how can one find a dynamical model?


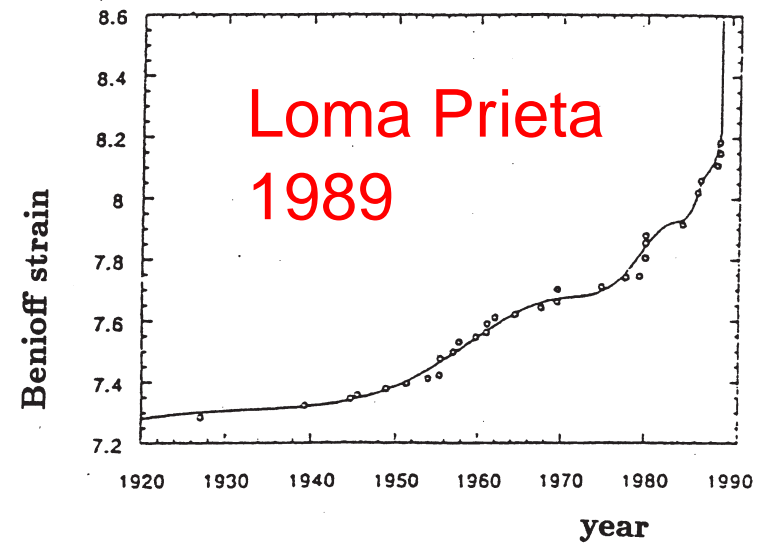
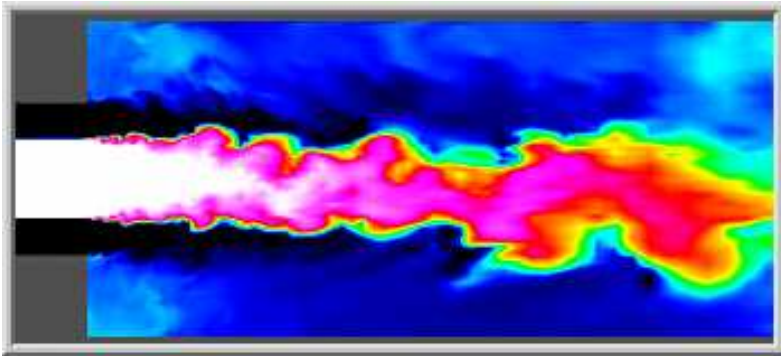
Turbulence, Earthquakes, Ising Models ...



Turbulence, Earthquakes, Ising Models ...



Turbulence, Earthquakes, Ising Models ...



... and many more

Power Laws and Large Volumes

empirically found **power laws** in the far tails of distributions:

g normalized returns go $\sim 1/|g|^{1+\alpha}$ with $\alpha \approx 3$

v traded volumes go $\sim 1/|v|^{1+\beta}$ with $\beta \approx 3/2$

proposed explanation for the observation $\alpha \approx 2\beta$

only really **big funds** trade large volumes $v \longrightarrow$ fund manager wants to buy stocks that are **cheaper** than what he thinks is the fair price \longrightarrow he has to be **fast**, before mispricing closes and before **he moves the market too much** \longrightarrow he offers to buy the stocks at a **price concession** $g \longrightarrow$ he wants g to be **small** \longrightarrow to find **many** stocks, that is **large** v , he needs a time $T \sim v/g \longrightarrow$ the **larger** g , the **smaller** $T \longrightarrow$ **optimization problem** $\longrightarrow g \sim \sqrt{v}$

Gabaix, Gopikrishnan, Plerou, Stanley, Nature (London) 423 (2003) 267

Order Book and Efficiency

ABC–Company

liquidity takers
("informed" traders)

versus

liquidity providers
(market makers)

	BUY		SELL	
	4	7.2	2	7.3
	6	7.0	3	7.5
	7	6.9	6	7.6
	9	6.7	7	7.7

liquidity takers → long–range persistence → superdiffusive


liquidity providers → anti–persistence → subdiffusive

→ net–effect is diffusive ... information, efficiency ?


Bouchaud, Gefen, Potters, Wyart, Quant. Fin. 4 (2004) 176

Financial Derivatives

Derivatives are contracts about the trading of some underlying asset at or within a specified time in the future.



forwards and futures

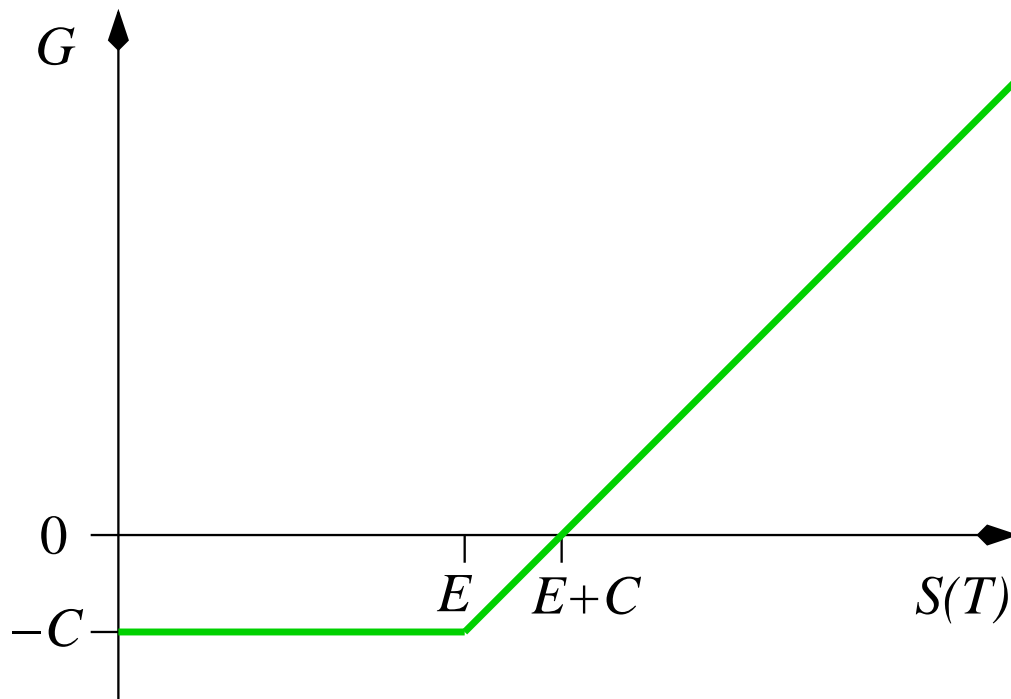


options

options are extremely important in the financial markets

Call Options

At time $t = 0$, person A buys from person B the right to buy a certain stock at maturity time $t = T$ at the strike price $E = S(0)$. The price at $t = 0$ for this call option is C .



profit diagram

at maturity $t = T$

Call Option and Underlying Stock

options are themselves **assets** and are **traded** at derivative markets

option price depends on the price of the underlying stock



BMW stock



BMW call option

Idea of Black and Scholes Theory

stock with price $S(t)$ and option with price $G(S, t)$

construct a portfolio with value $V(S, t) = G(S, t) - \Delta(S, t) \cdot S$

with a function $\Delta(S, t)$ to be chosen

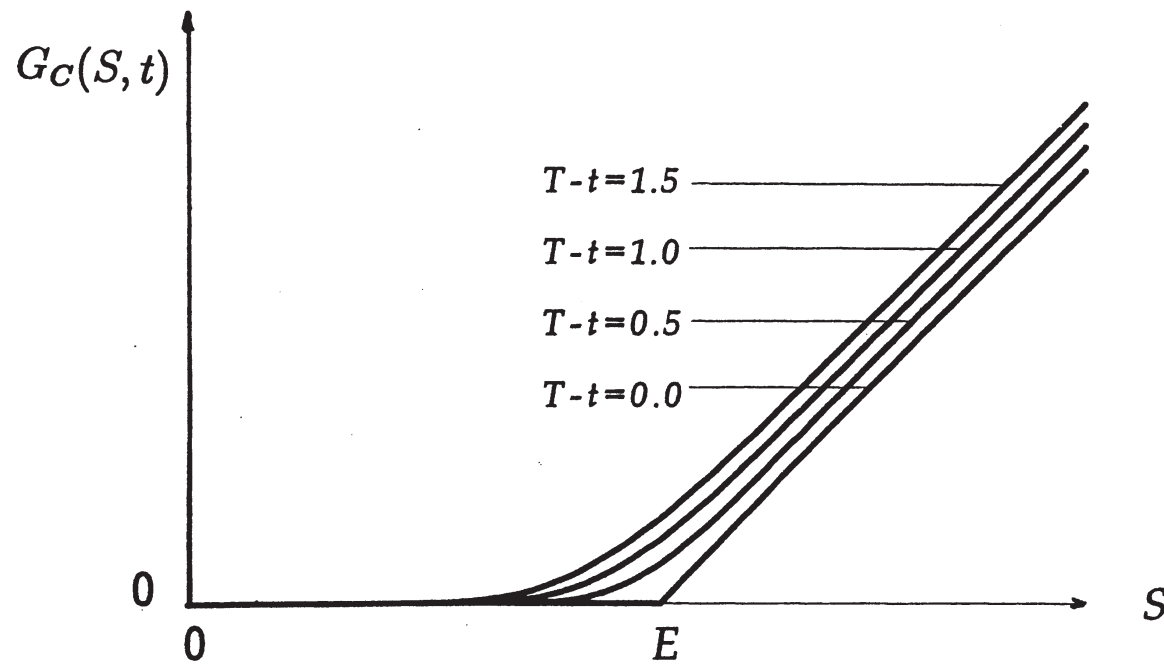
exact result: if $\Delta(S, t) = \frac{\partial G(S, t)}{\partial S}$ **then** $dV = V r dt$

→ **risk eliminated!** → **hedge**

also yields partial differential equation for option price $G(S, t)$

Option Price

closed solution for price $G(S, t)$ of any option, if one assumes that $S(t)$ follows geometric Brownian motion



call option

Black, Scholes, Merton and their Formula

wicklung der ... Das brachte den ... fentlichen Black ... nach ihnen be- ... für die Bewer- ... ton folgte wenig ... als bahnbrechen- ... s Eigenkapital ei- ... ufoption für des- ... oles und Merton ... -Gedächtnispreis ... ; Black hätte ihn ... nt bekommen, ... verstorben. ... rmel war ein ... einerten und er- ... cker und andere ... matiker das zu- ... Bewertungsmon- ... nanzmathematik ... hsendes Wissen- ... eue, immer kom- ... kt“. Gleichzeitig ... Vall Street daran, ... in Geschäftsmon- ... es dabei an ein- ... omen fehlte, heu- ... nken zahlreiche ... ter an. So hielten ... ers – Erben Ein- ... er Banken. Noch ... der Entdeckung ... l, zählen sie dort ... ist jeder zehnte ... eutsche Bank in

liches Geschäft, zum Beispiel die Ma- schinenproduktion. Eine hochgezüchtete

haben, herbe Verluste. Zu den größten „Unfällen“ zählte die „Portfolio Insu-

das globale Fina- sen. Sie wurde e- amerikanische N- Auch die heu- bergen solche I- zung. Viele Fors- ten deshalb dara- delle immer weit- inzwischen unge- nen die rigiden . re, allerdings auch- tische Formeln ei- ist die sogenan- Mit dem Zunger- leute eine Kennzi- ten beschreiben- sind, sondern im- bert Engle erhie- den Wirtschafts- scher setzen Gr- stündlich erzeug- den Finanzmärk- auszuwerten. Sie- durch mit „besse- Wieder ander- Konzepten. De- Mandelbrot zum- heute gängigen- zur Abschätzun- auf den Formeln- gung aufbauen, s- Um diese Mäng- von ihm erfund- tik“ für die Fina- machen. Der Fre-



Fisher Black, Myron Scholes und Robert Merton

Fotos Archiv

$$C = SN(d) - Le^{-rt} N(d - \sigma\sqrt{t})$$

$$d = \frac{\ln \frac{S}{L} + (r + \frac{\sigma^2}{2})t}{\sigma\sqrt{t}}$$

Die Black-Scholes-Formel für die Bewertung von Optionen ist das kleine Einmaleins des boomenden Wirtschaftszweigs Financial Engineering.

Putting together a Portfolio

Portfolio 1

ExxonMobil

British Petrol

Daimler

Toyota

ThyssenKrupp

Voestalpine

Portfolio 2

Sony

British Petrol

Daimler

Coca Cola

Novartis

Voestalpine

Putting together a Portfolio

Portfolio 1

ExxonMobil

British Petrol

Daimler

Toyota

ThyssenKrupp

Voestalpine

Portfolio 2

Sony

British Petrol

Daimler

Coca Cola

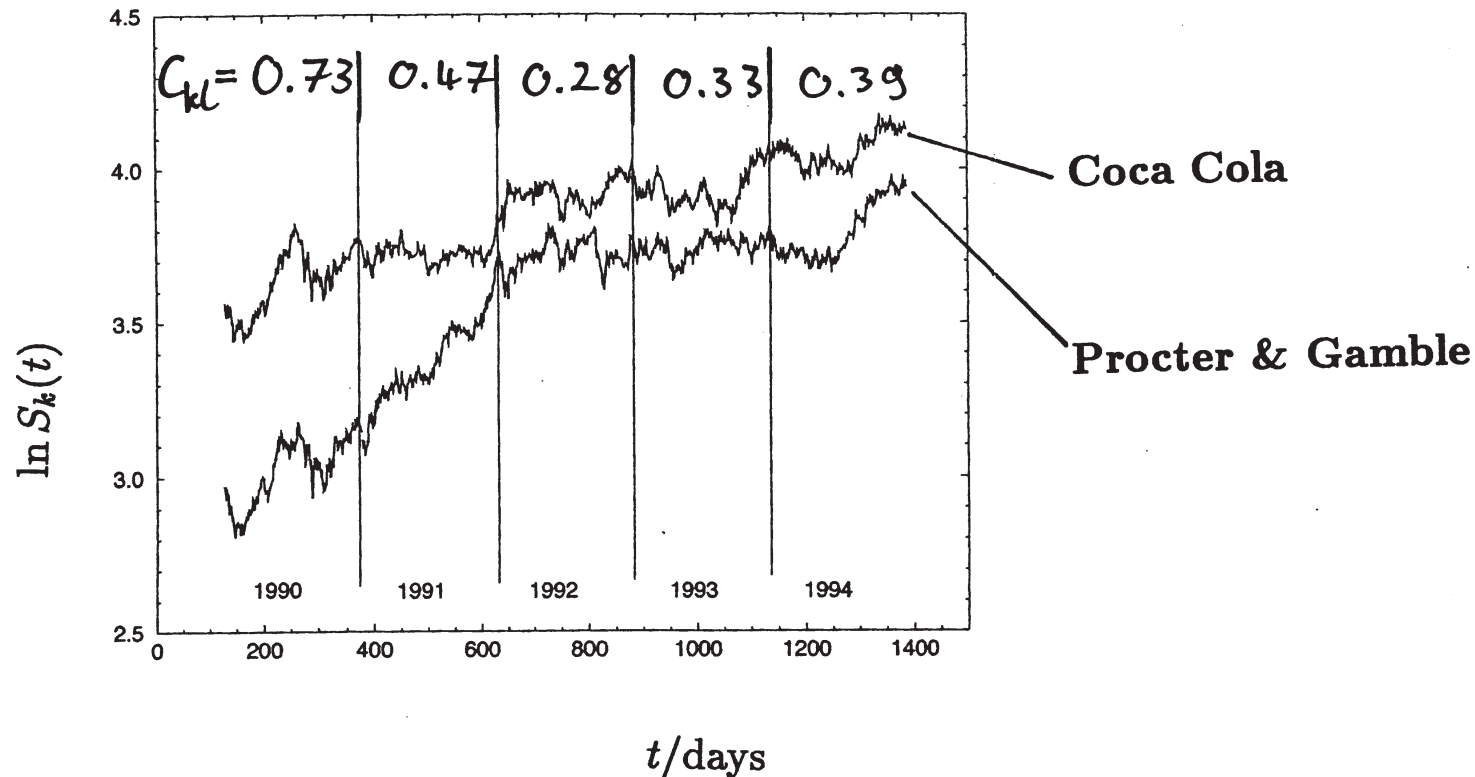
Novartis

Voestalpine

correlations → diversification lowers portfolio risk!

Correlations between Stocks

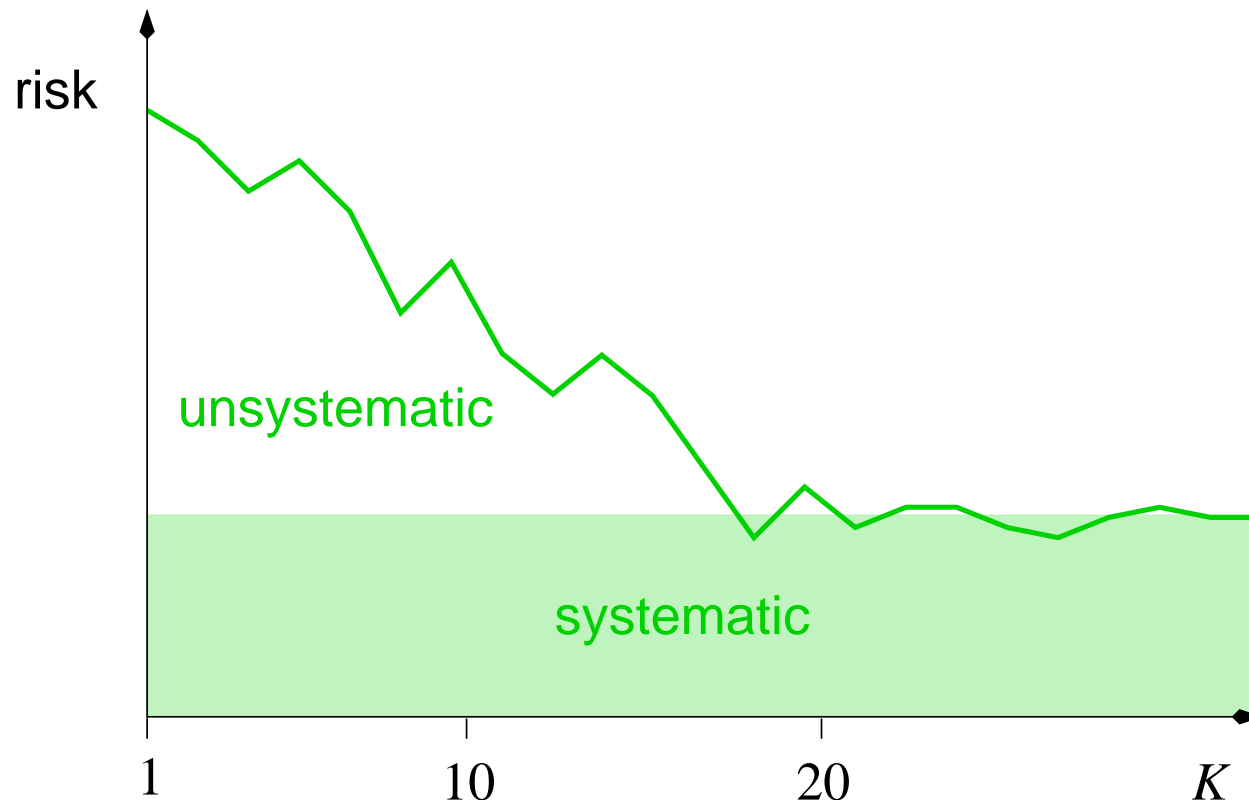
visual inspection for Coca Cola and Procter & Gamble



correlations change over time!

Diversification — Empirically

systematic risk (market) and unsystematic risk (portfolio specific)



a wise choice of $K = 20$ stocks (or risk elements) turns out sufficient to eliminate unsystematic risk

Portfolio and Risk Management

portfolio is linear combination of stocks, options and other financial instruments

$$V(t) = \sum_{k=1}^K w_k(t) S_k(t) + \sum_{l=1}^L w_{Cl}(t) G_{Cl}(S_l, t) + \sum_{m=1}^M w_{Pm}(t) G_{Pm}(S_m, t) + \dots$$

with **time-dependent** weights!

portfolio or fund manager has to maximize return

- high return requires high risk: **speculation**
- low risk possible with **hedging and diversification**

find optimum for risk and return according to investors' wishes

→ **risk management**

Literature

- R. Mantegna and H.E. Stanley, **An Introduction to Econophysics**, Cambridge University Press, 2000
- J.P. Bouchaud and M. Potters, **Theory of Financial Risk and Derivative Pricing** Cambridge University Press, 2003
- J. Voit, **The Statistical Mechanics of Financial Markets**, Springer, Heidelberg, 2001
- P. Wilmott, S. Howison and J. Dewynne, **The Mathematics of Financial Derivatives**, Cambridge University Press, Cambridge, 1995